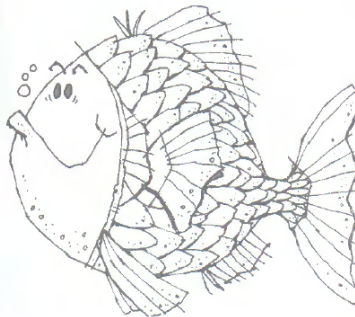
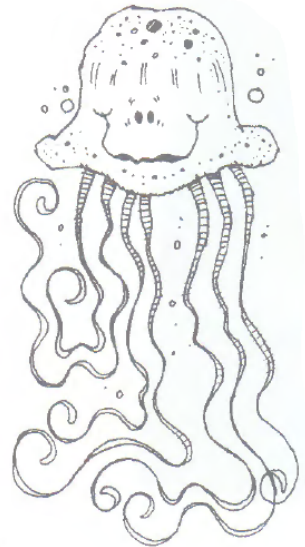
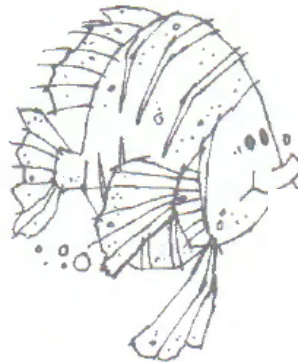





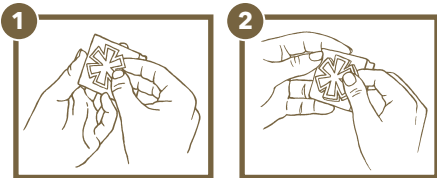
**STAMPIN' UP!**  
inspire. create. share.®



W

Set of  
Juego de  
Ensemble de  
Satz von

© STAMPIN' UP!



ENG

To assemble stamps:

1. Match rubber to correct blocks. Apply labels (Fig 1).
2. Apply rubber, matching position of rubber with label (Fig 2).

ESP

Para ensamblar los sellos:

1. Escoge el bloque que haga juego con cada sello de goma. Aplica las etiquetas (Fig. 1).
2. Aplica el sello de goma, que coincida con la posición de la etiqueta (Fig 2).

FRA

Assemblage des tampons:

1. Associez le motif au support correspondant. Appliquez l'étiquette (Fig. 1).
2. Assemblez de manière à avoir le caoutchouc et l'étiquette dans le même sens (Fig 2).

DE

Zusammensetzen der Stempel:

1. Wählen Sie den passenden Holzblock. Kleben Sie den Aufkleber auf den Block (Abb. 1).
2. Kleben Sie den Gummistempel auf, indem Sie ihn an der Position des Aufklebers ausrichten (Abb. 2).



**WARNING:** May contain small parts.  
**CHOKING HAZARD** This is not a toy.  
Not for children under 12 years.

Stampin' Up!®, Inc. • PO Box 550 • Riverton, UT • 84065 • USA • [www.stampinup.com](http://www.stampinup.com)  
Stampin' Up!® Canada ULC • 2618 Hopewell PL NE • Calgary • Alberta • T1Y7J7  
Stampin' Up!® Australia Pty. Ltd. • PO Box 1210 • Burwood • NSW 1805  
Stampin' Up!® New Zealand Ltd. • PO Box 60450 • Titirangi • Auckland  
Stampin' Up!® Europe GmbH • Herriotstraße 1 • 60528 Frankfurt am Main • Deutschland  
Made in USA • Fabricado en EE. UU. • Fabriqué aux États-Unis • Hergestellt in den USA



C/PAP