

# ONE SHEET WONDER SCRATCH PAPER HOLDER

Created by Connie Stewart, Oklahoma City, OK email: [connie.stewart@cox.net](mailto:connie.stewart@cox.net)

All images © 1990-2009 Stampin' Up!®

## Supplies:

- 8½" x 11" cardstock
- 50 Sheets plain copy paper
- Stamps & Ink
- Paper Trimmer with scoring blade
- Sticky Strip
- Scissors
- Embellishments
- Any Circle Punch
- Bone Folder

## Step One:

Stamp as desired on cardstock. Wheels are great on this project! For a horizontal scratch paper holder (shown here), cut cardstock down to 8½" x 4" (leaving 7" x 8½") OR for a vertical scratch paper holder, cut to 7¼" x 4" as shown on templates.





## Step Two:

Score at 1½" on all 4 sides with your paper trimmer.

**TIP:** When scoring, try to score a hair LESS than 1½" to allow a little breathing room. Use Bone Folder to crease all the score lines.

Trim as shown. Use Sticky Strip to adhere together.




## Step Three:

Take the 7" x 8½" piece of cardstock and cut down to 6¼" x 7½". Score at 1" on all 4 sides. **TIP:** When scoring, try to score a hair LESS than 1". Trim as shown. Use Bone Folder to crease all the score lines. Punch a "half circle" on one of the long sides (horizontal) or short side (vertical). Use Sticky Strip to adhere box together.

Cut (50) sheets of copy paper to 4¼" x 5½". Place the (200) sheets in box. Stamp if desired. Slide the lid over box.

Decorate as desired.

TOTAL COST BEFORE EMBELLISHMENTS: \$0.55



**4" x 8 1/2"**

*SCRAP*

**ONE SHEET WONDER  
SCRATCH PAPER HOLDER  
VERTICAL**

Created by Connie Stewart, Oklahoma City, OK

email: [connie.stewart@cox.net](mailto:connie.stewart@cox.net)

Blog: [simplysimplestamping.blogspot.com](http://simplysimplestamping.blogspot.com)

*SCRAP*

**6 1/4" x 7 1/2"**

**4" x 7 1/4"**

SCRAP

SCRAP

**ONE SHEET WONDER  
SCRATCH PAPER HOLDER  
HORIZONTAL**

Created by Connie Stewart, Oklahoma City, OK

email: [connie.stewart@cox.net](mailto:connie.stewart@cox.net)

Blog: [simplysimplestamping.blogspot.com](http://simplysimplestamping.blogspot.com)

SCRAP

**6 1/4" x 7 1/2"**