
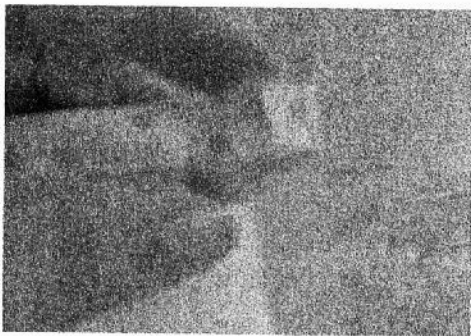
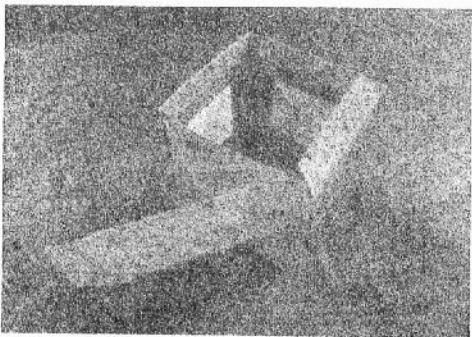


12. Score the rim at $2 \frac{9}{16}^{\text{th}}$. Cut a small portion at the bottom of each score



13. Adhere the rim to the inside of the luminary as shown.



14. Tie the silver cord around the top.

***Post it Note Holder

This pattern is for the dollar store thin post it notes. If you purchase the thicker ones you will have to fiddle with the scoring lines.