


12 x 12 paper

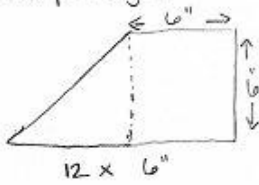
## TWO WAY OPEN CARD

①

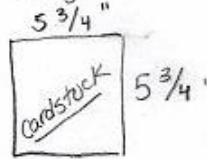


Score on dotted lines

② Fold so it looks like this & then set aside.  
(This piece gets mounted on  $6\frac{1}{4} \times 6\frac{1}{4}$  cardstock)




③ Starting with a separate piece of cardstock,  
Cut a layer that is  $5\frac{3}{4} \times 5\frac{3}{4}$



④ Cut another piece of patterned paper that is  
 $5\frac{1}{2} \times 7$

Apply adhesive underneath



Score across at  $5\frac{1}{2}$

The piece is then attached to the cardstock layer in step 3.

You'll wind up with:

⑤ Adhere piece in Step 4 to piece in Step 2.

